








Fire door EI₂30-(C)

Flush and glazed entrance doors with the same look as the rest of our assortment



-  **Burn-through time:**
39 minutes
-  **U-value for the entire door:**
0,8-1,0 W/m² K
-  **Weight:**
Approx. 50 kg/m²
-  **Noise reduction:**
Approx. 35 dB Rw+Ctr
-  **Max. size:**
1200x2450
-  **Classification:**
EI₂30-(C)
-  **Materials:**
Wood & wood/aluminium

// ELEGANT DESIGN

The fire doors have the same look and design as our other façade doors and windows.

// ASSEMBLED ELEMENTS

The fire doors can be delivered as a complete entrance area, in which the doors are built together with our fire windows to one unit.

// PROFESSIONAL CALCULATION

We should be happy to make our expertise available to you and help you find the optimal solution in accordance with current legislation.

// EASY MAINTENANCE

The outer aluminium part ensures a long life and minimal maintenance.

// NOISE REDUCTION

Excellent noise-reducing properties ensure peace and quiet indoors even if the nearest neighbour is a very busy road.

// BR 2018

Our production facilities have been certified according to EN 16034 and comply with the new requirements of the building regulations effective as at 1st November 2019.

// TESTED AND APPROVED SOLUTIONS

The fire doors meet the strictest requirements and have been tested at The Danish Institute of Fire and Security Technology.



Fire door EI₂30-(C)

Reference pictures

